



Service Bulletin SB21000007  
NT FIT – GLASS REPLACEMENT  
NT FIT – SOSTITUZIONE VETRO

# Service Bulletin SB21000007

**Problem:** when replacing the glass, an obstacle interferes with its repositioning.

**Problema:** in caso di sostituzione del vetro, un ostacolo interferisce con il riposizionamento dello stesso.

**Solution:** move the wiring and fix the glass in place correctly.

**Soluzione:** spostare il cablaggio e fissare il vetro nella sua sede in maniera corretta.

**Models:** NikolaTesla Fit

PRF	DESCRIPTION	12NC	MODEL
PRF0167054	NIKOLATESLA FIT BL/A/72	208355406606	NIKOLATESLA FIT
PRF0167054	NIKOLATESLA FIT BL/A/72	208355406118	NIKOLATESLA FIT
PRF0167053	NIKOLATESLA FIT BL/A/60	208355406119	NIKOLATESLA FIT
PRF0167053	NIKOLATESLA FIT BL/A/60	208355406605	NIKOLATESLA FIT





## Service operations / operazioni service

1. Remove all perimetral screws and lift out the glass / Rimuovere tutte le viti perimetrali ed estrarre il vetro.

ATTENTION: when removing the glass pay attention to the wiring: disconnect it / Durante la rimozione del vetro fare attenzione al cablaggio: disconnetterlo.




2. Remove the wiring from its cableholder / Sfilare il cablaggio dal suo passacavo.





## Service operations / operazioni service

### 3. Repositioning the new glass / Riposizionare il nuovo vetro




### 4. Re-connect the sensor wiring with the new glass and connect it with the other part / Riconnettere il cablaggio del sensore con il nuovo vetro e connetterlo all'altra parte.




## Service operations / operazioni service


5. Reposition the wiring in the cableholder / Riposizionare il cablaggio nel passacavo.




6. Pull the wiring until the sheath and not the cable are in contact with the cable gland. Finally, position the glass and screw it on / Tirare il cablaggio finchè nel passacavo vi sia contatto con la guaina e non con il cavo. Infine posizionare il vetro e avvitarlo.



SHEATH OK /GUAINA OK



HARNESS KO /CABLAGGI KO





 elica

The image features a high-angle, wide shot of a city skyline, likely New York City, with the Empire State Building as a prominent central landmark. The scene is overlaid with a complex geometric pattern of semi-transparent polygons in shades of red, pink, and blue. The color gradient transitions from a warm red on the left to a cool blue on the right. The Elica logo, consisting of a stylized symbol and the word 'elica' in lowercase, is centered in the upper portion of the image.

MetLife

WORLDWIDE